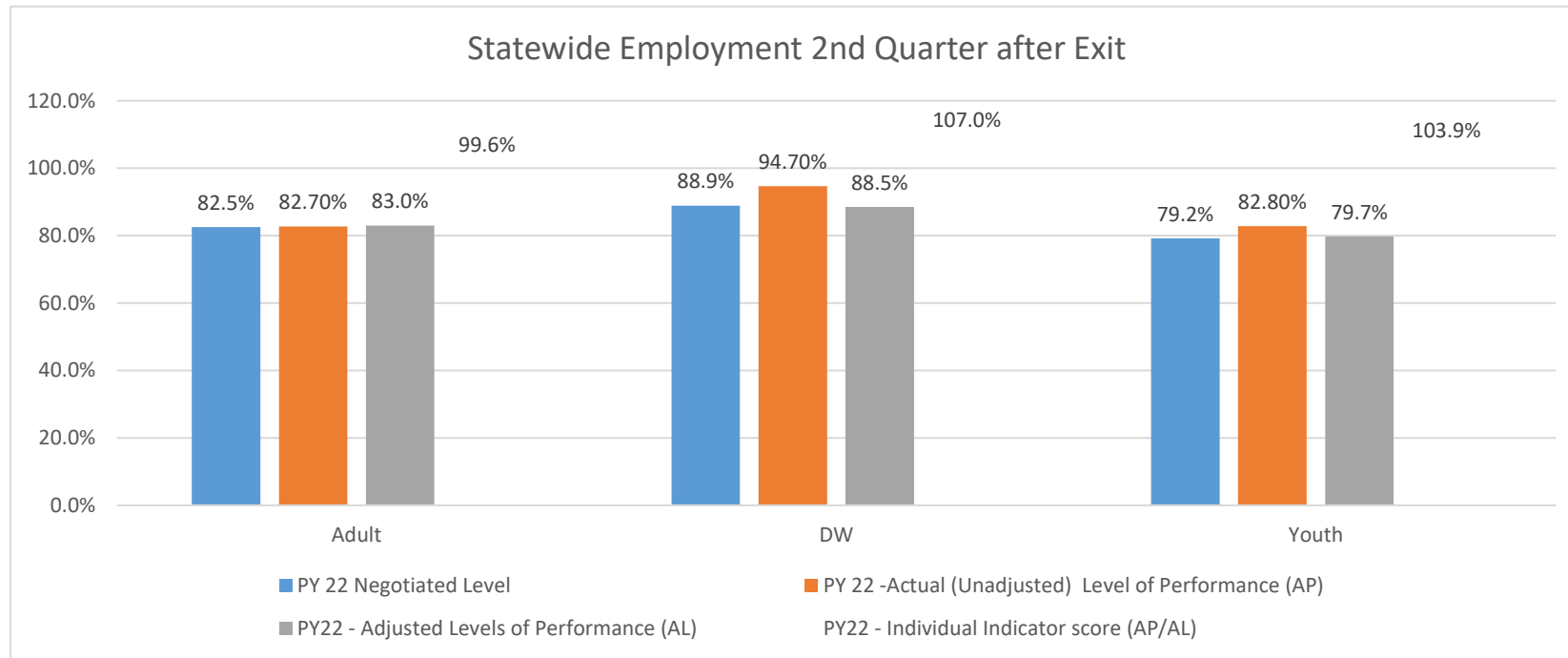
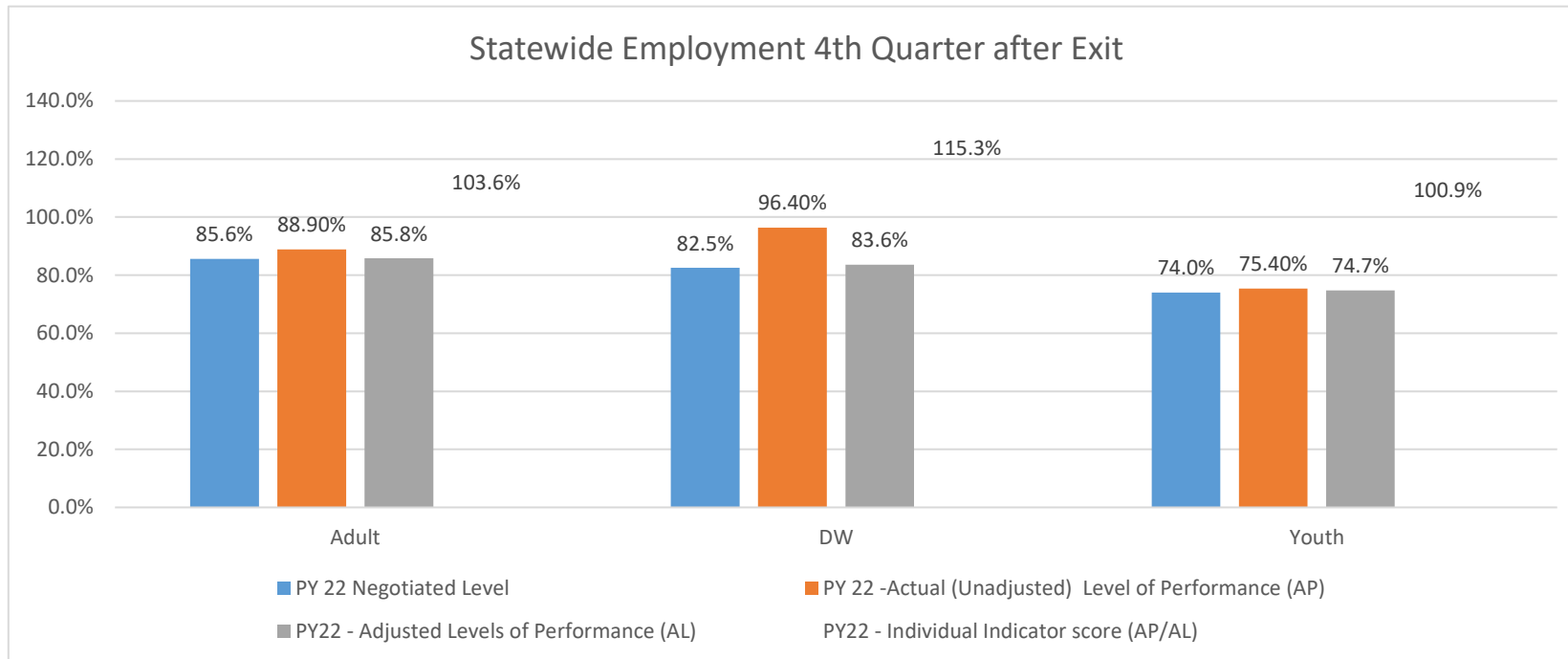


Local Statistical Adjustment Model for Program year 2022

LWDA	Program	Measure	PY 22 Negotiated Level	PY 22 -Actual (Unadjusted) Level of Performance (AP)	PY22 - Adjusted Levels of Performance (AL)	PY22 - Individual Indicator score (AP/AL)	Met Minimum Threshold (> 50%)
LWDA 01	Adult	1 Employment 2nd Quarter after Exit	82.5%	82.70%	83.0%	99.6%	✓
LWDA 01	DW	1 Employment 2nd Quarter after Exit	88.9%	94.70%	88.5%	107.0%	✓
LWDA 01	Youth	1 Employment 2nd Quarter after Exit	79.2%	82.80%	79.7%	103.9%	✓

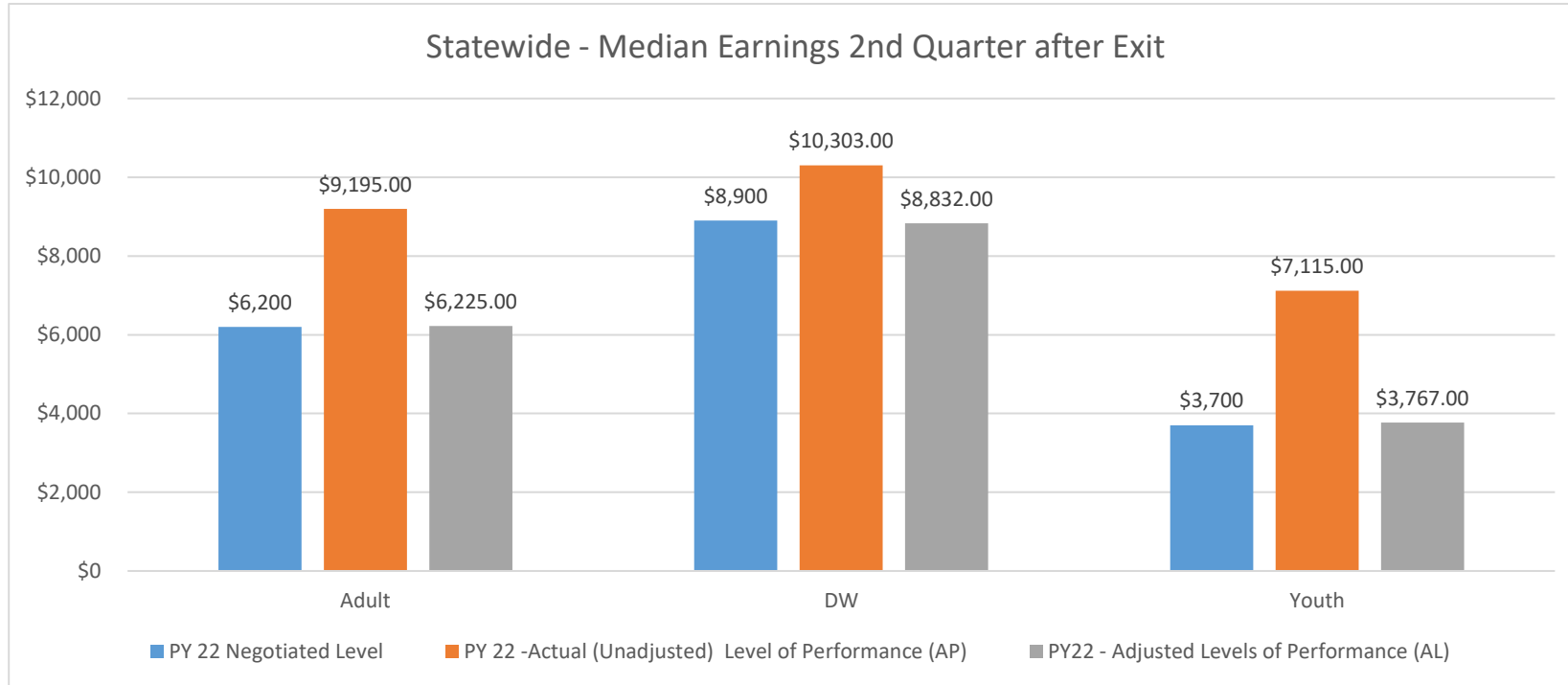


LWDA	Program	Measure	PY 22 Negotiated Level	PY 22 -Actual (Unadjusted) Level of Performance (AP)	PY22 - Adjusted Levels of Performance (AL)	PY22 - Individual Indicator score (AP/AL)	Met Minimum Threshold (> 50%)
LWDA 01	Adult	2 Employment 4th Quarter after Exit	85.6%	88.90%	85.8%	103.6%	✓
LWDA 01	DW	2 Employment 4th Quarter after Exit	82.5%	96.40%	83.6%	115.3%	✓
LWDA 01	Youth	2 Employment 4th Quarter after Exit	74.0%	75.40%	74.7%	100.9%	✓



LWDA	Program	Measure	PY 22 Negotiated Level	PY 22 -Actual (Unadjusted) Level of Performance (AP)	PY22 - Adjusted Levels of Performance (AL)	PY22 - Individual Indicator score (AP/AL)	Met Minimum Threshold (> 50%)
------	---------	---------	------------------------	--	--	---	-------------------------------

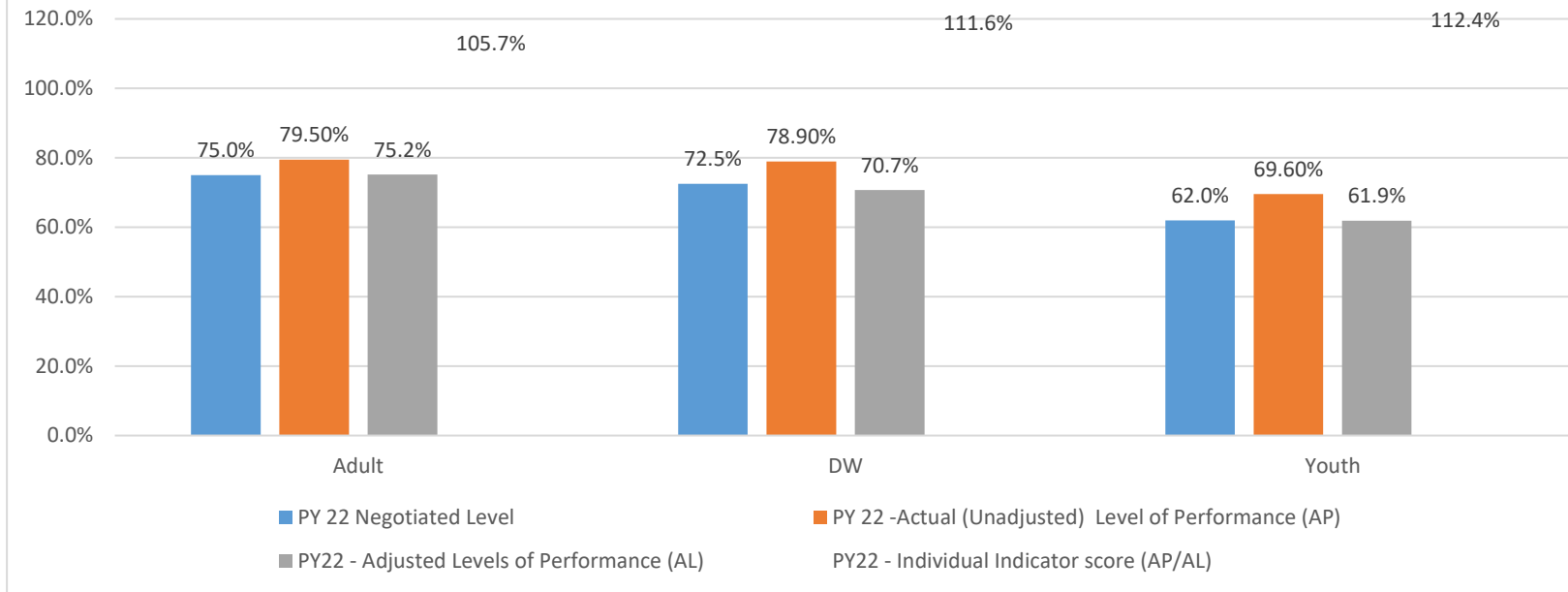
LWDA 01	Adult	3 Median Earnings 2nd Quarter after Exit	\$6,200	\$9,195.00	\$6,225.00	147.7%	✓
LWDA 01	DW	3 Median Earnings 2nd Quarter after Exit	\$8,900	\$10,303.00	\$8,832.00	116.7%	✓
LWDA 01	Youth	3 Median Earnings 2nd Quarter after Exit	\$3,700	\$7,115.00	\$3,767.00	188.9%	✓



LWDA	Program	Measure	PY 22 Negotiated Level	PY 22 -Actual (Unadjusted) Level of Performance (AP)	PY22 - Adjusted Levels of Performance (AL)	PY22 - Individual Indicator score (AP/AL)	Met Minimum Threshold (> 50%)
LWDA 01	Adult	4 Credential Attainment within 1 year	75.0%	79.50%	75.2%	105.7%	✓
LWDA 01	DW	4 Credential Attainment within 1 year	72.5%	78.90%	70.7%	111.6%	✓
LWDA 01	Youth	4 Credential Attainment within 1 year	62.0%	69.60%	61.9%	112.4%	✓

Credential Attainment within 1 year

Credential Attainment within 1 year



LWDA	Program	Measure	PY 22 Negotiated Level	PY 22 -Actual (Unadjusted) Level of Performance (AP)	PY22 - Adjusted Levels of Performance (AL)	PY22 - Individual Indicator score (AP/AL)	Met Minimum Threshold (> 50%)
LWDA 01	Adult	5 Measurable Skills Gain (not adjusted PY22)	70.9%	78.90%	70.0%	112.7%	N/A
LWDA 01	DW	5 Measurable Skills Gain (not adjusted PY22)	78.9%	75.00%	79.7%	94.1%	N/A
LWDA 01	Youth	5 Measurable Skills Gain (not adjusted PY22)	65.0%	71.00%	64.9%	109.4%	N/A

Statewide - Measurable Skills Gain (not adjusted PY22)

